

03.12.2020, SI-No. 05/20

Domestic RSO/ND
Abroad RSO/ND

Service Information

SI-No. 05/20

UPGRADE – Electric Water Pump BMW (A2C59514607) Technical Information


Dear Sir or Madam,

We would like to give you information about the electric water pump BMW (A2C59514607) and the UPGRADE that has taken place. This service information replaces the service information from February 19, 2015.

Contents

1. Product Information
2. Information about the UPGRADE
3. Installation Instructions

Illustration of the electric water pump BMW (A2C59514607) with the additional robustness features of the UPGRADE.



Material optimization, e. g. to improve shock sensitivity

New damping elements to protect the integrated electronics

Optimized seal (cooling water and oil resistance)

The UPGRADE of the Original Pump corresponds 100% to the now Improved OEM Specification.

03.12.2020, SI-No. 05/20

Domestic RSO/ND
Abroad RSO/ND

1. Product Information


The product A2C59514607 is an electric water pump with an integrated control unit.

Features

- Precise engine temperature control through variation of coolant volume flow.
- Use of energy meets the demands.
- Operation independent from main cooling circuit and combustion engine operation.

Variants of the Electric Water Pump (A2C59514607)

The current UPGRADE variant replaces the previous variants 100% retrospectively.



Predecessor

Continental No. (Serial Part)
A2C53326031
A3C02606100
A2C53111628

BMW No.
11 51 9 455 978
11 51 7 632 426
11 51 7 588 885
11 51 7 563 659
11 51 7 568 594

Replacement

Successor → UPGRADE

Continental No. (Serial Part)
A3C06573700

BMW No.
11 51 5 A05 704

03.12.2020, SI-No. 05/20

Domestic RSO/ND
Abroad RSO/ND

Information on the Application of the Electric Water Pump

Article Number (Original Repl, Part)	Manufacturer	OE Numbers	Model Series *
A2C59514607	BMW	11 51 5 A05 704 11 51 9 455 978 11 51 7 632 426 11 51 7 588 885 11 51 7 563 659 11 51 7 568 594	1 Coupe (E82); 1 Convertible (E88); 3 (E90); 3 Touring (E91); 3 Coupe (E92); 3 Convertible (E93); 5 GRAN TURISMO (F07); 5 (F10, F18); 5 Touring (F11); 6 Convertible (F12); 6 Coupe (F13); 6 Gran Coupe (F06); 7 (F01, F02, F03, F04); X3 (F25); X5 (E70); X6 (E71, E72); Z4 (E89)

* For detailed information on vehicle uses, please refer to our catalog / TecDoc.

2. Information about the UPGRADE

In the course of 2020, the robustness of the original pump and thus the longevity with regard to additional features were comprehensively optimized. The result is the UPGRADE version of the pump, which will be delivered from January 2021 under the previous item number A2C59514607.

Material Optimization

Various material optimizations have, amongst other things, significantly improved the shock sensitivity. This makes the pump more resistant, e. g. against external influences during assembly. During transport, the pump is still well protected by the special sales packaging.

Nevertheless, for safety reasons we continue to point out that generally all electric water pumps must be handled carefully.



Note:

Risk of invisible damage to the electric coolant pump.

Forced installation, falling or hard blows can damage the coolant pump. Protect the coolant pump from falling (e. g. hard contact with the surface) and knocks (e. g. from tools).

Never install the coolant pump if it has been dropped or hit hard, but replace it with a new coolant pump.

03.12.2020, SI-No. 05/20

Domestic	<input checked="" type="checkbox"/>	RSO/ND
Abroad	<input checked="" type="checkbox"/>	RSO/ND

II Optimized Seal

The seal of the previous pump is resistant to the liquid in the cooling circuit according to the corresponding OEM specification. If this seal comes into contact with engine oil, it can swell and damage the plastic housing.

According to the new specification, the seal of the UPGRADE is also resistant to engine oil. The above mentioned damage is thus excluded.



III New Damping Elements

The base of the pump was equipped with 3 dampers. These absorb engine vibrations in certain driving conditions and thus protect the integrated electronics.



The 3 new dampers protect against engine vibrations and increase the longevity of the pump.

03.12.2020, SI-No. 05/20

Domestic RSO/ND
Abroad RSO/ND

3. Installation Instructions

Programming / Updateing | ESD protection

The system must be programmed / updated accordingly for error-free operation.

- For this, the specifications of the vehicle manufacturer must be observed.
- The teaching-in must then be carried out accordingly with a suitable test device.
- It should also be noted that the product is a component that is prone to electrostatic discharge. The ESD regulations must be observed. In particular, the plug contacts must not be touched.

We point this out by means of two stickers on the packaging. See illustrations.



Label "programming / updateing",
"Observe the guidelines of the
vehicle manufacturer"



Label "electrostatic sensitive
devices"

15.11.2020, SI-No. 05/20

Domestic RSO/ND
Abroad RSO/ND

Screws

The electric water pump is attached to the base with 3 screws by the manufacturer. Depending on the product variant and the engine, different screws are used, which we have in our portfolio under the following numbers. The screw set M8x26 (**B**) is particularly relevant for the UPGRADE of the pump.

The aluminum screws (**C**) must be replaced if a pump with aluminum screws has to be exchanged, as they can only be used once. We also recommend swapping the steel screws (**A**, **B**). The torque prescribed by the vehicle manufacturer must be observed.

A Set (3x) Screws M8x22


Continental No.: A2C59507584 (3 Screws)
BMW No.: 11 51 7 602 124 (1 Screw)

B Set (3x) Screws M8x26


Continental No.: A2C59507585 (3 Screws)
BMW No.: 11 51 7 602 123 (1 Screw)

C (3x) Alu-Screws M8x36

Continental No.: A2C59515257 (3 Screws)
BMW No.: 11 51 0 392 553 (3 Screws)



The three different types of screws (3 screws per set).



Comparison of the approx. height of the flange holding points.

With kind regards
Product Management
VNI CVS S2 PPM CC1